UpSkill Sprint Consulting LEAN SIX SIGMA · STATISTICS

The Secret *Personalities* of Process Data

Meet the wild curves, sharp peaks, and unpredictable shapes running your operations.

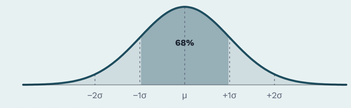
BEFORE WE START

Data isn't just cold numbers on a spreadsheet—it has moods! Some distributions are predictably chill, while others decay into chaos or explode without warning.

Knowing who's who is the ultimate Black Belt superpower. Let's meet the cast and find out who's really running your process.

The Measure-It Crew

Things you measure with a ruler, scale or clock.



STANDARD DEVIATION BOUNDARIES

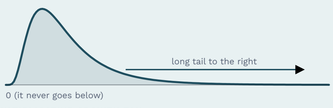
THE NORMAL DISTRIBUTION

"The Overachiever"

THE VIBE
Balanced, predictable, and everyone's favourite neighbour.

MEMORABLE PHRASE
"Symmetrical, centred, and living right on the mean."

THE STORY
This is your classic bell curve. It loves balance, treats standard deviations like personal boundaries, and never surprises anyone. When you see a Normal Distribution, you can practically hear it sighing with relief.



MULTIPLICATIVE GROWTH TAIL

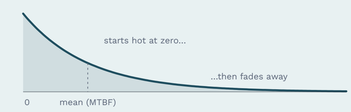
THE LOGNORMAL DISTRIBUTION

"The Over-Caffeinated Achiever"

THE VIBE
Starts fast, zooms past everyone, and drags a massive tail behind it.

MEMORABLE PHRASE
"Right-skewed, multiplicative, and never looks back."

THE STORY
You'll find this personality hiding in cycle times and financial data. It can't go below zero, but boy, can it stretch out to the right when things get wild!



MEMORYLESS DECAY

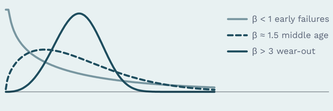
THE EXPONENTIAL DISTRIBUTION

"The Impatient Waiter"

THE VIBE
High energy at the very beginning, fading out into the distance.

MEMORABLE PHRASE
"Memoryless decay—the shorter the wait, the higher the thrill!"

THE STORY
Perfect for tracking time-between-failures or customer wait times. It starts hot and heavy right at zero, then drops off like a skateboarder hitting a half-pipe.



SHAPE PARAMETER β

THE WEIBULL DISTRIBUTION

"The Master of Disguise"

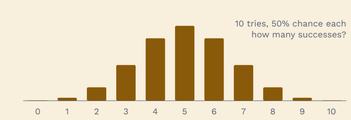
THE VIBE
A total shape-shifter depending on its mood (or its shape parameter, β).

MEMORABLE PHRASE
"From infant mortality to old-age wear-out, it wears any mask."

THE STORY
The ultimate survivalist of the data world. Depending on how you tweak its settings, it can pretend to be exponential, mimic a normal curve, or predict when your machinery is finally going to give up the ghost.

The Count-It Crew

Things you count in whole numbers.



K SUCCESSES OUT OF N TRIALS

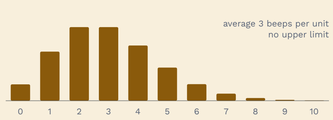
THE BINOMIAL DISTRIBUTION

"The Coin-Flip Master"

THE VIBE
Clear-cut, simple, pass/fail decision-maker.

MEMORABLE PHRASE
"Heads or tails? Counting exact successes across trials!"

THE STORY
Life is wonderfully straightforward for the Binomial Distribution: things either pass or fail, go or no-go. Whether you're inspecting batch parts or tossing a coin on the assembly line, it calculates the exact odds of getting k successes out of n total attempts.



EVENTS PER UNIT

THE POISSON DISTRIBUTION

"The Beep Counter"

THE VIBE
Unbothered by time, obsessed with tallies—it just keeps counting the beeps.

MEMORABLE PHRASE
"How many? Not how long!"

THE STORY
Counting rare events in a fixed space, one beep at a time. It doesn't care about continuous curves—it only wants to know how many: discrete, countable, done!

The Test-It Crew

The referees that judge your hypothesis tests.



OBSERVED VS EXPECTED

THE CHI-SQUARE DISTRIBUTION (X^2)

"The Detective"

THE VIBE
Always squinting through a magnifying glass, asking, "Does reality match our expectations?"

MEMORABLE PHRASE
"Squaring the gaps between observed and expected!"

THE STORY
This distribution loves categorical data and contingency tables. If you want to know whether defect rates depend on which shift is working—or if your sample actually fits a theoretical model—the Chi-Square detective cracks the case by summing up all the squared discrepancies.



COMPARING PROCESS VARIANCE

THE F-DISTRIBUTION

"The Ratio Referee"

THE VIBE
Fair, strict, and constantly comparing two opponents to see who rules.

MEMORABLE PHRASE
"Calling the ratio play in ANOVA!"

THE STORY
Whenever two process variations step into the ring for an ANOVA showdown, the F-Distribution shows up. It strictly analyses the ratio of variances to tell you if a factor is genuinely making an impact or just making noise.

Level up your Black Belt knowledge!

UpSkill Sprint Consulting upskillsprint.com · Free · Practical · Focused